




Silly Goose press

# Pocket Zine



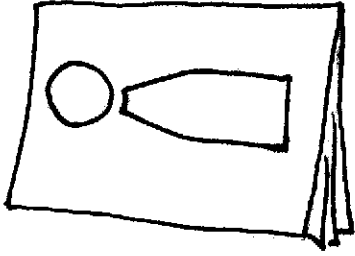
by Alice Holland

# How to Fold a



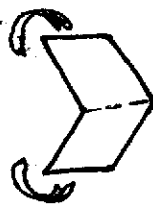
5 Fold pages together and close your zine

6 Fill it up and share



1 Start with a sheet of paper

fold it in half



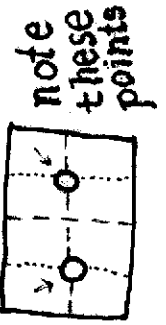
then fold the sides down



2 Unfold and fold in half in the other direction



then unfold again




3 Cut or tear along the middle of the fold made in step 2

Unfold this zine to check the cut line



4 Refold steps 1 & 2, separating the cut section



5 Fold pages together and close your zine